

# ERHARDT GLASS ELEMENTS



GLASS ELEMENTS THAT OFFER AN UNIMAGINABLE NUMBER OF POSSIBILITIES – THE HIGHEST LEVEL OF FLEXIBILITY, INTEGRATION IN EXISTING STRUCTURES NEARLY ANYWHERE, AND BREATHTAKING BEAUTY

 **ERHARDT  
MARKISEN**

Mehr. Freude. Leben. Zuhause.



# ERHARDT GLASS ELEMENTS

VERSATILE,  
INDIVIDUAL  
AND ELEGANT



## Let the ERHARDT glass elements inspire you:

The ERHARDT glass elements can be integrated not only as additions for terrace roofs, but also in many other areas. The versatile and customisable elements can be used for balcony glazing, as additions to any type of terrace roof, to design fascinating entryways and external stairways or as high-quality wind and privacy screens, even in challenging installation situations. The ERHARDT glass elements are not module elements, but are planned and designed individually for every application. Surprising solutions become reality. The elements are made of aluminium and glass and are assembled with top-quality workmanship. This makes the durable glass elements weather resistant and very easy to care for. Three basic colours are available for the aluminium elements, but they can also be ordered in any RAL custom colour desired.







## ERHARDT glass elements – anything is possible!

All substructure elements that have at least one angle that is not 90° are called angled elements. The angled elements can take on any linear shape. Solutions are even possible for complex areas. The angled elements are primarily used as wind and privacy screens in locations where many angles come together. Angled elements can also be used to secure fixed elements or glass sliding elements. In both cases, you may choose between frameless glass with stainless steel brackets or an aluminium frame with a glass pane. The window elements are also available in a sandwich design (e.g. aluminium panels offering protection against splashing in the lower area with a glass pane higher up; the heights of the respective panels are variable). Those who choose an additional ERHARDT terrace roof are also free to select the combination of glass and aluminium panels they would like, for example, 1/3 aluminium (see the image at the left).



 **ERHARDT<sup>®</sup>  
MARKISEN**

Mehr. Freude. Leben. Zuhause.

# ERHARDT GLASS ELEMENTS

## All-Glass Sliding Elements

<b>Max. dimensions per element</b>	150 x 200/90 x 260 cm (width x height)
<b>Technology</b>	High-quality, smooth running ball-bearing system
<b>Tracks</b>	2-5 rails per track for 2-10 sliding doors
<b>Use</b>	Sliding door Window element Balcony glazing
<b>Material</b>	TSG glass (tempered safety glass in 8 or 10 mm) and aluminium
<b>Frame colour</b>	<ul style="list-style-type: none"> <li>• White (RAL 9016)</li> <li>• Grey-aluminium structured (RAL 9007 finely structured)</li> <li>• Anthracite (DB 703) or</li> </ul>
<b>Custom colour</b>	
<b>Special features</b>	Can be integrated later on virtually anywhere, maintenance-free

## Fixed elements

<b>Max. dimensions per element</b>	As desired, as per technical specifications
<b>Types</b>	Frameless glass element Framed glass element Sandwich element
<b>Use</b>	Wind and weather protection, privacy shield, splash protection
<b>Material</b>	Float glass in 6, 8 or 10 mm and aluminium
<b>Frame colour</b>	<ul style="list-style-type: none"> <li>• White (RAL 9016)</li> <li>• Grey-aluminium structured (RAL 9007 finely structured)</li> <li>• Anthracite (DB 703) or</li> </ul>
<b>Special features</b>	Can be integrated later on virtually anywhere

## Angled elements

<b>Max. dimensions per element</b>	As desired, as per technical specifications
<b>Types</b>	Frameless glass element Framed glass element Sandwich element
<b>Shapes</b>	Custom, including very intricate angles
<b>Use</b>	Wind and weather protection, privacy shield, splash protection
<b>Material</b>	Float glass in 6, 8 or 10 mm and aluminium
<b>Frame colour</b>	<ul style="list-style-type: none"> <li>• White (RAL 9016)</li> <li>• Grey-aluminium structured (RAL 9007 finely structured)</li> <li>• Anthracite (DB 703) or</li> </ul>
<b>Special features</b>	Can be integrated later on virtually anywhere

## Combination possibilities



All-glass sliding element: can be used as a door or window, ideal for glazing a balcony



Frameless glass element with stainless steel brackets (possible as fixed and angled elements)





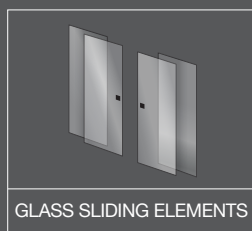

Glass element with aluminium frame (possible as fixed and angled elements)



Sandwich element: Combination of aluminium frame with glass and aluminium panels, height as desired



Sandwich element variant: Aluminium frame with aluminium panel (e.g. privacy wall or partition wall)



Your Erhardt specialised partner

For more information, see [www.erhardt-markisen.de](http://www.erhardt-markisen.de)



Mehr. Freude. Leben. Zuhause.





Door lock



Mating door lock



Optional: single door handle

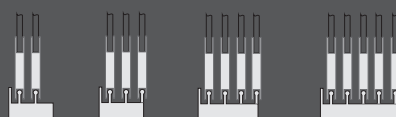


Optional: double door handle



### We use our heads, right down to the last detail

The all-glass sliding elements can be used both as glass door fronts or as glass window fronts. The floor tracks for the door elements can be recessed into the floor to provide barrier-free access. High-quality ball bearings in the sliding elements mean they move with an extremely light touch while ensuring lasting functionality. The glass sliding elements can run on the 2 or 5-railed tracks either individually or in pairs, which makes lengths of up to 10 metres possible. The frameless door elements can be pushed aside using a refined mechanism to reveal fantastic views. This transparent construction is one of the great advantages the ERHARDT glass elements offer. The glass sliding elements are delivered as standard with an easy-to-operate door lock in an elegant stainless steel look.



Each rail of the track can accommodate up to two glass sliding elements running in opposite directions (so that they meet in the centre).



Mehr. Freude. Leben. Zuhause.



# ERHARDT ANGLED ELEMENTS



## The right glazing for every wish – go ahead and give us a challenge!

We offer custom balcony and niche glazing for any type of construction (we can include professional shading systems and visual protection for glass elements in our planning). You can choose between fully-glazed sides, glass sliding elements for pure enjoyment (can also be integrated individually) or the intelligent sandwich systems (heights can be specified individually). The glass elements can also be set directly on top of a masonry balustrade, for example. In this case, you only need our slim and trim sliding elements. A metal balcony railing can be integrated with finesse. Ensure even more lasting pleasure on your balcony – no more draughts, no uncomfortable wind or rain and no more curious glances.

